



March 2009

PLASTIC AND  
RECONSTRUCTIVE  
SURGERY

PRODUCT CATALOGUE

EUROSILICONE

The device dimensions in this catalogue are approximate and slight variations may occur.

Some of the devices are not for sale in countries with regulatory restrictions.

We do encourage surgeons to participate in any National Breast Implant Registry that exists in your country.

Eurosilicone is currently running a clinical trial in France.

# 4. Tissue Expanders



Round design  
Rectangular design  
Cylindrical design  
Flat Croissant design  
Vertex tissue expander

## Eurosilicone tissue expanders are available in 7 different configurations

- Flat and Regular Round Shape, smooth
- Flat and Regular Rectangular Shape, smooth
- Cylindrical Shape, smooth
- Flat Croissant Shape, smooth
- Vertex Anatomical Breast Shape, smooth

All dimensions are approximate and relate to the suggested fill volume.

Eurosilicone tissue expanders should be filled with a sterile isotonic solution ONLY.

The fill volume of the Vertex Anatomical Breast Shape expander do relate to Eurosilicone Vertex and Aptex anatomical implants.

A fill tube is connected to every tissue expander to allow inflation of the device through an injection port.

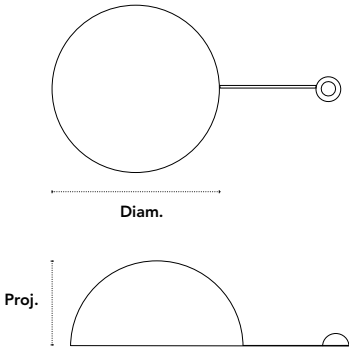
This injection port should be placed subcutaneously and not be disconnected. For inflation, we recommend to use the port access needle which is supplied with each expander device. All Eurosilicone tissue expanders with a recommended fill volume of more than 150cc are provided with a 28mm injection port, smaller volume devices are provided with a 20mm injection port.

# ROUND DESIGN:

Round - Smooth

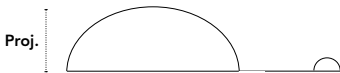
**E.S. 12**

**E.S. 17**



## ROUND DESIGN **E.S. 12**

VOL.	REF.	DIAM.	PROJ.
10 cc	12010	3.1 cm	2.1 cm
20 cc	12020	4.1 cm	2.8 cm
40 cc	12040	5.1 cm	3.2 cm
70 cc	12070	6.0 cm	4.2 cm
120 cc	12120	7.1 cm	4.8 cm
200 cc	12200	7.9 cm	5.1 cm
250 cc	12250	9.0 cm	5.7 cm
300 cc	12300	10.0 cm	6.3 cm
400 cc	12400	11.0 cm	6.0 cm
450 cc	12450	12.0 cm	6.2 cm
500 cc	12500	12.8 cm	6.3 cm
600 cc	12600	13.8 cm	6.7 cm
700 cc	12700	14.8 cm	7.5 cm
800 cc	12800	15.7 cm	6.7 cm
900 cc	12900	16.6 cm	6.5 cm
1100cc	12110	17.4 cm	8.2 cm



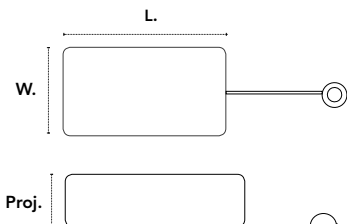
## FLAT ROUND **E.S. 17**

VOL.	REF.	DIAM.	PROJ.
70 cc	17070	7.9 cm	2.0 cm
120 cc	17120	9.7 cm	2.1 cm
200 cc	17200	11.4 cm	2.6 cm
350 cc	17350	13.1 cm	3.5 cm
500 cc	17500	14.8 cm	3.9 cm
600 cc	17600	17.0 cm	3.3 cm

# RECTANGULAR DESIGN

E.S. 14

E.S. 15



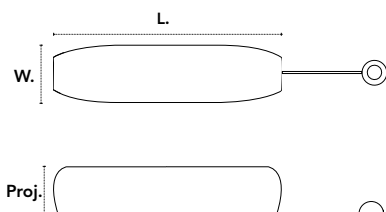
## RECTANGULAR DESIGN E.S. 14

VOL.	REF.	LENG.	WIDT.	PROJ.
8 cc	14008	2.3 cm	2.1 cm	2.1 cm
16 cc	14016	4.0 cm	2.1 cm	2.1 cm
25 cc	14025	3.6 cm	2.9 cm	3.0 cm
35 cc	14035	4.0 cm	2.6 cm	3.6 cm
50 cc	14050	5.0 cm	3.0 cm	3.6 cm
70 cc	14070	5.9 cm	3.0 cm	4.1 cm
100 cc	14100	4.9 cm	3.9 cm	5.1 cm
150 cc	14150	5.8 cm	4.8 cm	5.0 cm
175 cc	14175	7.9 cm	3.9 cm	5.5 cm
240 cc	14240	7.8 cm	5.9 cm	5.3 cm
350 cc	14350	10.6 cm	5.8 cm	5.9 cm
400 cc	14400	10.8 cm	5.8 cm	5.9 cm
520 cc	14520	11.7 cm	7.8 cm	5.4 cm
650 cc	14650	11.7 cm	9.0 cm	5.8 cm
720 cc	14720	14.5 cm	7.8 cm	5.8 cm
750 cc	14750	13.5 cm	8.7 cm	5.9 cm
800 cc	14800	15.5 cm	8.2 cm	5.8 cm
950 cc	14950	17.5 cm	8.8 cm	5.5 cm

## FLAT RECTANGULAR E.S. 15

VOL.	REF.	LENG.	WIDT.	PROJ.
30 cc	15030	5.7 cm	3.7 cm	2.2 cm
60 cc	15060	7.6 cm	4.6 cm	2.4 cm
80 cc	15080	9.7 cm	5.9 cm	1.9 cm
100 cc	15100	11.6 cm	6.8 cm	1.5 cm
110 cc	15110	13.8 cm	8.0 cm	1.9 cm
160 cc	15160	15.4 cm	4.6 cm	2.2 cm
240 cc	15240	19.6 cm	6.6 cm	2.6 cm

# CYLINDRICAL DESIGN



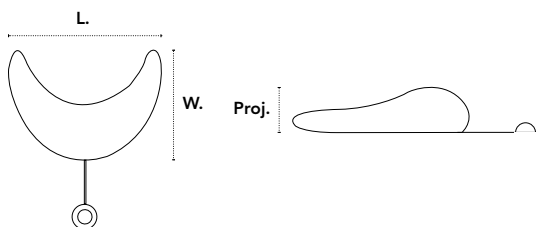
**E.S. 16**

## CYLINDRICAL DESIGN **E.S. 16**

VOL.	REF.	LENG.	WIDT.	PROJ.
20 cc	16020	6.0 cm	2.5 cm	1.9 cm
60 cc	16060	10.0 cm	3.9 cm	2.7 cm
90 cc	16090	14.9 cm	4.4 cm	2.5 cm
120 cc	16120	11.0 cm	5.0 cm	3.5 cm
150 cc	16150	10.0 cm	5.4 cm	4.0 cm
160 cc	16160	17.9 cm	4.5 cm	3.2 cm
225 cc	16225	15.0 cm	5.7 cm	3.9 cm
250 cc	16250	10.2 cm	7.2 cm	5.4 cm
340 cc	16340	17.5 cm	6.5 cm	4.5 cm
375 cc	16375	15.1 cm	7.3 cm	5.4 cm
500 cc	16500	19.7 cm	7.7 cm	5.3 cm

# FLAT CROISSANT DESIGN

## E.S. 19



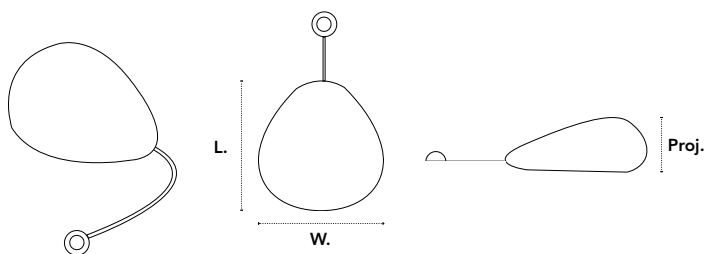
### FLAT CROISSANT E.S. 19

VOL.	REF.	LENG.	WIDT.	PROJ.
1 cc	19002	2.5 cm	1.5 cm	0.8 cm
7 cc	19003	3.9 cm	2.3 cm	1.3 cm
8 cc	19004	4.5 cm	3.0 cm	1.3 cm
15 cc	19005	5.5 cm	3.0 cm	1.5 cm
20 cc	19006	6.1 cm	3.6 cm	1.7 cm
25 cc	19007	7.3 cm	4.0 cm	1.7 cm
60 cc	19009	8.5 cm	6.0 cm	2.4 cm
80 cc	19013	13.3 cm	6.5 cm	2.0 cm
100 cc	19011	10.8 cm	8.5 cm	2.6 cm
110 cc	19015	14.2 cm	6.7 cm	2.8 cm
120 cc	19017	16.1 cm	7.5 cm	2.1 cm
170 cc	19019	18.5 cm	9.5 cm	2.5 cm
300 cc	19021	19.4 cm	14.3 cm	2.7 cm



# VERTEX TISSUE EXPANDER

E.S. 119



VERTEX TISSUE EXPANDER **E.S. 119**

VOL.	REF.	LENG.	WIDT.	PROJ.
225 cc	119225	10.1 cm	9.0 cm	4.7 cm
250 cc	119250	10.7 cm	9.5 cm	4.7 cm
300 cc	119300	11.5 cm	10.2 cm	4.6 cm
350 cc	119350	11.9 cm	10.8 cm	5.1 cm
400 cc	119400	13.3 cm	11.9 cm	4.7 cm
500 cc	119500	13.7 cm	11.7 cm	5.7 cm
600 cc	119600	14.7 cm	13.0 cm	5.8 cm
700 cc	119700	15.9 cm	14.0 cm	5.7 cm
800 cc	119800	15.8 cm	14.5 cm	6.2 cm

# EUROSILICONE



EUROSILICONE S.A.S.  
Z.I de la Peyrolière BP 68  
84402 APT CEDEX

Tél. +33 (0)4 90 04 30 30  
Fax. +33 (0)4 90 04 60 06  
E-mail : [contact@eurosilicone.com](mailto:contact@eurosilicone.com)  
[www.eurosilicone.com](http://www.eurosilicone.com)

EP B 03 GB 03/2009

**CE** 0499

ISO 9001 : 2000  
ISO 13 485 : 2003